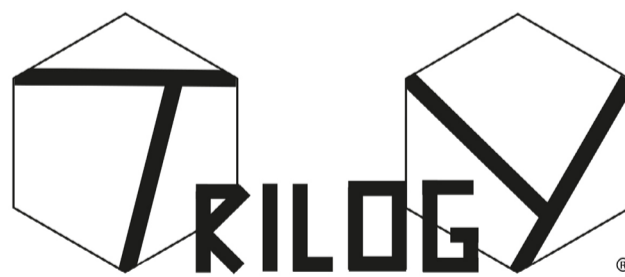


GIOVANNI BARBIERI

Tile & Stone

TRILOGY COLLECTION



FOR
material
bank 



Trilogy Collection, the world's first 3D porcelain Tile Is 2016 Best Of Year INTERIOR DESIGN USA Award Winner on wallcoverings Tile & Stone 3D Category.

This prestigious award is given by the most renowned American magazine called INTERIOR DESIGN. On December 1, 2016 nearly 1,000 people from the design community (designers and manufacturers) gathered at the state-of-the-art Frank Gehry design, IAC Building in New York City.

Trilogy Collection on May 2017 at Museum of Modern Art in New York City won a 2nd Award as best covering tile at INTERIOR DESIGN Magazine event during the New York City Design Week.



THE WORLD'S FIRST REAL 3D PORCELAIN TILES

Trilogy by Giovanni Barbieri is an utterly unique product with the following characteristics:

The world's first three-dimensional porcelain tile measuring 2" deep hexagonal 6" (cm 15,0) side changing its surface thickness from 1/4 to 1" 2/3" (8 mm to 45 mm) in just 11" 4/5 (30 cm) which represents the largest side of each tile.

This is also the first pattern where a regular hexagonal tile, ease of installation, obtains irregular random shapes thanks to two different joint widths generated during installation.

The fashionable combination of the 3 different textures applied on 3 different color shades in 3 different ways on 3 different models, which need to be installed randomly, complete the latest barbieri utterly unique aesthetic result.

The 3 models permit to obtain on linear pattern and one random pattern installation.


Individual custom accents are available on depth, colours and textures including corners and frame accessories thanks to the customer service of Barbieri design studio.

A new concept of background or just ornamental wall solution in between a traditional flat surface and high structured 3d walls.


Offering an easy maintenance / cleaning surface, also suitable for any lighting and installation accessories.

Guaranteed for any exterior extreme climate condition, wet area installation or next to high- temperature sources (fireplace wall).

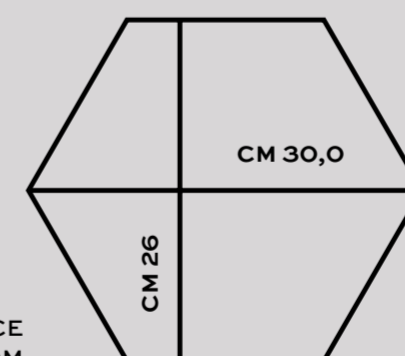




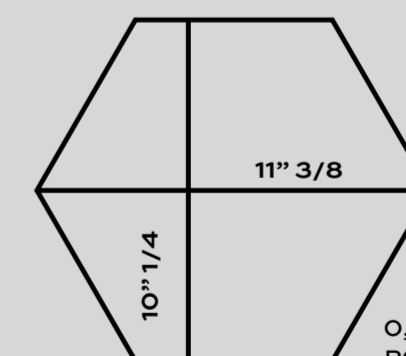
THE FASHIONABLE COMBINATION OF THE 3 DIFFERENT TEXTURES APPLIED ON 3 DIFFERENT COLOR SHADES IN 3 DIFFERENT WAYS ON 3 DIFFERENT MODELS, WHICH NEED TO BE INSTALLED RANDOMLY, COMPLETE THE GIOVANNI BARBIERI UTTERLY UNIQUE AESTHETIC RESULT.



THE WORLD'S FIRST THREE-DIMENSIONAL PORCELAIN TILE MEASURING 1" 1/2 DEEP HEXAGONAL 6" (CM 15,0) SIDE CHANGING ITS SURFACE THICKNESS FROM 2/8 TO 1_ 1/2" (8 MM TO 38 MM) IN JUST 11" 3/8 (30,0 CM) WHICH REPRESENTS THE LARGEST SIDE OF EACH TILE.



0,0585 SQM x PIECE
PCS 17 = 1,0 SQM



0,63 SF x PIECE
PCS 1,59 = 1,0 SF


ALL 3 MODELS/TILES HAVE 3 TO 4 MM JOINT IN THE MIDDLE BETWEEN THE 3 SHAPES COMPOSING EACH SINGLE TILE. DURING INSTALATION, SIMPLY ALIGN THE EDGE OF ONE TILE TO THE MATCHING (SAME LENGTHS THICKNESS) EDGE OF THE ADJACENT TILE. THIS ALLOWS A SINGLE COLOR AND TEXTURE TO COME TOGETHER, WHILE BEING DEFINED BY THE PERIMETRAL LARGER JOINT.




CINDER
THE THREE MODELS CAN BE
INSTALLED IN A LINEAR OR
RANDOM PATTERN.

TWO PATTERNS ON SAME WALL

TRIANGLES SHAPE ARE TAKE OUT FROM HEXAGONAL ORIGINAL TILE SHAPE,
FOR START INSTALLATION ON ONE VERTICAL SIDE
AND COMPLETE WITH THE SAME IN THE OTHER SIDE.





TORTORA



CM 45 / 17" 6/8

CM 45 / 17" 6/8

CM 45 / 17" 6/8

CM135 / 53"

KONA




ULTRA WHITE



ULTRA WHITE



ULTRA WHITE



CAOLINO



CAOLINO SURFACE DETAIL.

Setting Instruction for [®] TRILOGY by Giovanni Barbieri.

TRILOGY[®] declaration

1. Prepare the surface

Make sure your surfaces are clean, smooth, and dry for best results.

2. Choose the right adhesive

Choosing the right adhesive is fundamental. 2 components polyurethane glue (Superflex Eco Kerakoll or similar) or high performance glue for porcelain (H40 No Limits Kerakoll or similar) are recommended.

3. Installation technique

The tiles are for suitable for external application if carefully installed with double glue application (wall and tile), ensuring that the holes of the rear tiles are perfectly closed avoiding infiltration.

4. Grouting ceramic tiles

The grout lines may be filled with the latest Fugabella series 0-20 mm by Kerakoll or similar are recommended.

Herewith Linea Sette Ceramiche snc, exclusive manufacturer and distributor of TRILOGY[®] by Giovanni Barbieri, concerning the chemicals on the red list here below, declares that:

Alkylphenols	not present
Asbestos	not present
Bisphenol A (BPA)	not present
Cadmium	not present
Chlorinated polyethylene and chlorosulfonated polyethylene	not present
Chlorobenzenes	not present
Chlorofluorocarbons (CFCS) and hydrochlorofluorocarbons (HCFCs)	not present
Chloroprene (NEOPRENE)	not present
Chromium VI	not present
Formaldehyde (ADDED)	not present
Halogenated flame retardants (HFRS)	not present
Lead (ADDED)	not present
Mercury	not present
Polychlorinated biphenyls (PCBs)	not present
Perfluorinated compounds (PFCs)	not present
Phthalates	not present
Polyvinyl chloride (PVC), chlorinated polyvinyl chloride (CPVC), Polyvinylidene chloride (PVDC)	not present
Short chain chlorinated paraffins (SCCPs)	not present
Volatile organic compounds (vocs) in wet applied products	not present
Wood treatments containing creosote, arsenic or pentachlorophenol	not present

Date: April 10th, 2018

On behalf of Linea Sette Ceramiche snc



LINEA SETTE CERAMICHE snc
di CAVALLI Flavio e BUCCO Giuseppe
Via Luca Della Robbia, 2 - Tel. 0424.75487
Lineasette 36067 MAROSTICA (Vicenza)
ceramiche P.I. 01865670242 - R.I. 5048/1012/V1

Giuseppe Bucco (owner)

VENETIAN ARTISAN HANDMADE PRODUCTION PROCESS

IT IS POSSIBLE TO SEE THE PRODUCTION PHASES OF YOUR ORDER
BY VISITING THE VENETIAN ARTISAN FACTORY IN LIVE STREAMING.

1 OF 4

THE CASTING - IN THE MANUFACTURING OF PORCELAIN STONWARE,
THE CASTING TECHNIQUE IS IDEAL TO OBTAIN REPLICABLE PRODUCTS WITH CLEAR-CUT AND COMPLEX SHAPES.
LIQUID CLAY IS INJECTED INTO THE PLASTER MOLD (1 & 2), WHOSE POROSITY ALLOWS WATER TO BE ABSORBED
AND THE FIRST LAYER OF CLAY TO DRY AND HARDEN.
ONCE ANY EXCESS CLAY IS REMOVED FROM THE MOLD (3 & 4),
THE MOLD CAN BE OPENED TO EXPOSE THE STILL UNPOLISHED PRODUCT (5 - 6 - 7 - 8).



1



2



3




4




5



6



7



8

2 OF 4

POLISHING - EVERY PRODUCT IS POLISHED TO CORRECT IMPERFECTIONS
AND TO SMOOTH THE SURFACE WITH WATER, SPONGES AND VARIOUS TOOLS (8 - 9 - 10).




9




10

3 OF 4

COLORING - THE MONOCHROMATIC COATING OF EACH PRODUCT IS AN ENGOBE MADE OF A MIXTURE OF CLAY,
METALLIC OXIDES AND SILICEOUS SANDS. THIS COATING IS SPRAY WITH AIRBRUSH (11 & 12).



11




12

4 OF 4


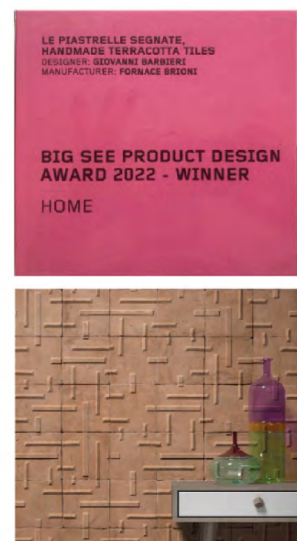
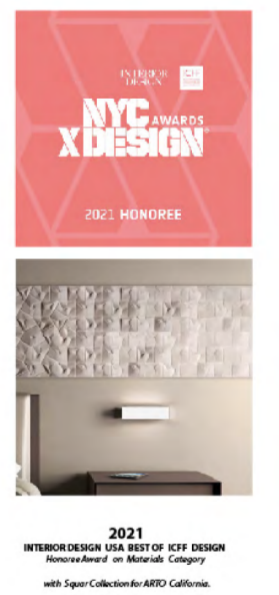


THE FIRING - THANKS TO THE LAST PHASE OF THE PRODUCTION PROCESS, ROUGH CLAY IS ENNOBLED INTO PORCELAIN STONWARE THROUGH IMPORTANT CHEMICAL-PHYSICAL TRANSFORMATIONS. AS A RESULT OF THE FIRING CYCLE (REACHING 1200° C) PORCELAIN STONWARE BECOMES COMPACT, SHRINKS BY 11% AND ACQUIRES ITS EXCELLENT FEATURES OF IMPERMEABILITY AND HARDNESS..

AT THE END THEY ARE GLUED TOGETHER OBTAINING THE HEXAGONAL SHAPE PERFECTLY.
THEY ARE GLUED TO MAKE IT POSSIBLE TO BE REMOVED EACH OTHER MANUALLY
TO COMPOSE ANY FREE PATTERN..

WE SUGGEST THAT ANY CUT MUST BE PERFORMED WITH THE WATER-COOLED DIAMOND DISC SYSTEM.



AWARDS



BIOGRAPHY

Giovanni started his career at the age of 14, working in the marble sector as a go-getter.

By the time he was 16, he was capable of completing floorings by himself for his older brother's business.

In 1984, at the age of 18, Giovanni contributed 50% of the investment and entered into a business partnership with his brother by establishing F.LLI Barbieri.

By then, the company had already started producing tumbled marbles for its own projects.

At the age of 22, Giovanni started attending school courses in interior design from 1989 to 1997.

His best results were achieved on building site projects – projects where he worked together with the architects who taught the classes.

These collaborations reinforced a period of strong progression: Giovanni was the only project developer and supplier of marble tiles that came exclusively from the Family Stone company and personally supervised the installations.

The emphasis was placed on the production process and the design of new products; first for the local market,

then all the way to the United States, thanks to the excellent understanding of design, research and development and the excellent longstanding collaboration with Nancy Epstein.

Many patents were developed in the late 90's such as "MARMO ANTICO LUCIDO"; "FRAMENTI BORDER";

"TIMEWORN MARBLE" and more were to follow.

Giovanni participated in various Contemporary Art Competitions receiving a special mention in Torino in 2003 with Roberto Lanaro, a renowned European Metal Artist-Sculptor.

In 2008, "AMBRA COLLECTION" received an American Architecture award and was featured at "Triennale Design Museum" in Milan for more than a year.

In 2010, Giovanni started his successful collaboration with Sara Baldwin developing irreproducible Timeworn Mosaics a best seller after 10 years, as well as Ambra.

Giovanni Barbieri has been a source of inspiration for many renowned brands resulting in the successful reproduction of his Inventions and Techniques; AMBRA is an example reproduced by many.

In 2013, the first Engineered 3D Marble Tiles Collections Exciton/Hive was awarded at Best-Of-Year INTERIOR DESIGN. This Collection is produced by recycling marble dust from production waste for high performance installation where natural stone is not preferred.

In 2013, the Memento Porcelain Tile Collection was Best-of-Year INTERIOR DESIGN Award-winner with Vallengunga Ceramica.

In 2014, Giovanni was the Winner of the London Surface Design Award with "CLAS" on Belgian project.

2015 is the year of the Murano Collection; Award Winner at Best-Of-Year INTERIOR DESIGN, NYC.

In 2016, the world's first true 3D porcelain tile collection "TRILOGY", winner of BoY INTERIOR DESIGN, was

presented in the USA and at New York City Design Award in May 2017 at the MoMa in NYC.

2017 marks the launch of new shading flat 3D wall tiles: "Collection RR".

In 2018, a new chapter begins with new Antiqued handmade Black terracotta tiles in an "easy-care" version: the "Minimal Rustic Collection".

2018-19-20 was the initial success of the first version of SQUAR[E] Collection, between the tile collection and Art performance, it won triple awards in the USA also at the BoY Awards, and by ARCHITECTURAL RECORD USA.

Magazine also with the handmade ceramic tile collection "KLE".

2020 is over and the Terrazzo Collection "The Fine Lines" was nominated Overall Winner at SBID (The Society of British International Interior Design) product design Awards in London.

INTERIOR DESIGN USA: Best of Year Awards nominated Giovanni one of the four best Product Designers.

The Fine Lines Terrazzo Collection won a Boutique Design New York International Design Competition in the Floor Covering Category.

On 2021 March, Squar[e] ceramic tile size 2" x 2" 3/4 received the Red Dot Product Design 2021 Award.

The Fine Lines Terrazzo is Award winner at last 17th Hospitality Awards in NYC at Cipriani NYC Event last September 21st, thanks a marvellous cooperation with the excellence in Terrazzo handmade 3rd generation family of Laboratorio Morsetto in Vicenza.

Depthile Carrara Marble tiles has been installed on INTERIOR DESIGN Best Of Year Award Winner project/Bath by Snorre Stinessen in Norway.

On 2022, "Le Piastrelle Segnate" designed for Fornace Brioni, become the Red Dot Design Best of the Best Award winner, probably the most important European product design award, established in 1955.

2023 started beautifully with the receipt of the third Red Dot Product Design Award, Best of the Best with Blooming wood parquet system collection.

2023 "Le Piastrelle Segnate" has been the winner/nominated 2023 Best USA Tile Design by Luxe Magazine in USA. Thanks to Cle' Tile, USA distributor.

Dear esteemed customer,

we would like to THANK YOU for your support for Giovanni Barbieri Design and Products,

We are facing a very strange and delicate time and we try to manage the future in the most appropriate way.

Now, as never before, we firmly believe in the potential of the latest, absolutely unique tile collections developed by Giovanni Barbieri, whose combination with the Design Service of the project is suitable for every single use. Only the same inventor of the collection can offer the best and most accurate interpretation, more like an artistic performance than a tile collection.

We supply pre-assembled panels that offer the highest quality of Italian artisan realizations allowing quick installation at the final site, with cost effective solutions and unparalleled aesthetic results of custom-made art.

This helps all A&D studios and dealers a lot, avoiding any misunderstanding by intermediaries, with direct negotiation in the highest professional behaviour, reducing cost and improving the final quality result.

In trust of our 40 years of experience and reputation, we have created a link on the home page where you can quickly upload your project drawings and fill out a form to explain all details of your tile project design request:

https://www.giovanibarbieri.com/project_request

we are now able to guarantee to send back our design proposal and full cost including door to door shipping service in 1 up to 2 working days.

We hope that this new combination of products and services will help create a new, easy, fast and highly professional way to realize your projects in an artistic way.

*Sincerely
Giovanni Barbieri*

WWW.GIOVANNIBARBIERI.COM
INFO@GIOVANNIBARBIERI.COM
SCHIAVON - VICENZA - ITALY



IT IS FORBIDDEN TO REPRODUCE ANY PART OF THIS CATALOGUE

© COPYRIGHT BY GIOVANNI BARBIERI / BDSR: ALL RIGHTS RESERVED